
SHARON
MARSTON

COMPANY PROFILE

Working to an architectural scale Sharon Marston specialises in the design and creation of bespoke sculptural light installations for interiors. The studio has won international acclaim for its range of breathtaking chandeliers, vibrant backdrops and luxurious room dividers and has pioneered the use of fibre optic technology in bespoke lighting. Each design introduces the light source through the specialised use of fibre optic filaments, which, combined with colour and form, give the work its signature ethereality.

Since the studio was established in 1997 Sharon Marston has developed a team of highly skilled, trained staff who hand-craft the decorative components of the lights customised to the client's exact specifications. The work fuses materials sampled from a range of industries and craft disciplines crossing boundaries between art, fashion, product design and combining traditional processes and techniques with contemporary design. Materials such as fine bone china, hand-blown glass, woven polymers are commissioned for each project to work in harmony with the fibre optic filaments – creating dramatic lighting features for any setting.

Working with a team of engineers Sharon Marston studio has the ability to produce lights for a range of high-end applications. Their bespoke lighting is a striking feature to any environment and projects vary from private residences to international large-scale features in the commercial and hospitality sectors. Each piece is designed and hand-crafted in their London-based studios to the upmost standards. The colours, sizes and finishes of each project are all tailored to individual specifications to ensure that the work sits perfectly within its destined surroundings. The Sharon Marston team work on site, assembling all the decorative components and supervising installation to ensure the highest quality of service whatever the scale and wherever the location.

CONTENT


COLLECTION

Amara
Amber
April/Autumn
Austin
Azure
Bella
Brielle
Cluster
Diore
Droplet
Dujardin
Filament
Flight
Flora Cascade
Ghost
Iona
Laelia
Lotus
Marni
Midnight
Morelle
Orchid
Pleat
Ruche
Sakura
Spiral
Starling
Storm
Tulle
Willow

PROJECTS

08	Intercontinental Hotel	130
12	King Abdullah Sports Stadium	131
16	Carré Privé Ouest	134
20	Quattro Passi Restaurant	135
24	Marina Bay Sands	138
28	Bellevue Towers	139
32	Radlett House	142
36	OC Tanner	146
40	The Levin	147
44	Lotte Department	150
48	Kingswood Residence	151
52	Cemex House	154
56	Sequoia	155
60	Sun Valley	158
64	Residential	159
68	Mirror Mirror Film	162
72	Citroën Beijing	163
76	The Park Towers	166
80	Cornwall Terrace	167
84		
88		
92		
96		
100		
104		
108		
112		
116		
120		
124		

—
COLLECTION






AMARA

Oval L 1100mm x W 700mm x H 1200mm

Bone china, mirror polished steel,
Glass side emitting fibres

A densely composed arrangement of opulent, white bone china coats the ends of the fibre optic strands creating a pendant feature that is budding with detail and dexterity.





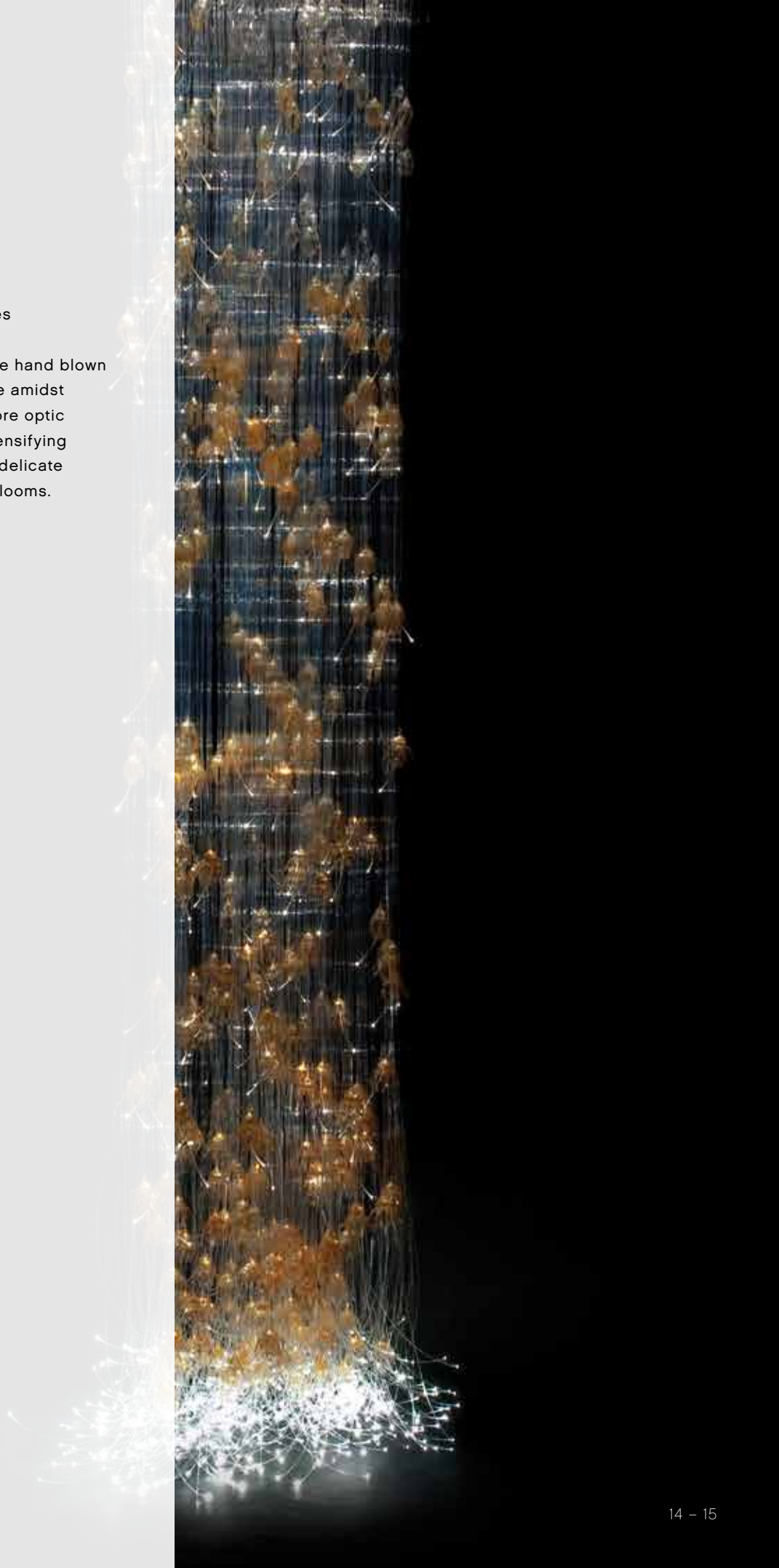



AMBER


Ø 600mm x H 3000mm

Hand blown glass
Mirror polished bronze
Polymer end emitting fibres

Inspired by nature, delicate hand blown lotus flower shapes tumble amidst a waterfall of glistening fibre optic filament; maturing and intensifying in colour as they fall from delicate buds to full multilayered blooms.








APRIL /AUTUMN

L 900mm x W 900mm x H 3000mm

Polymer
Mirror polished steel
Glass side emitting fibres

The Autumn light is a variant of the April in warm autumnal colours gradating from vivid yellow to rich duo-tone iridescent amber.








AUSTIN

L 2400mm x W 800mm x H 800mm

Black and gold gilded ceramic,
black mild steel, Polymer end
emitting fibres, steel wire

Waves of glossy black ceramic
components are interspersed with
dancing gold versions, creating
an abundance of golden lustrous
reflections which exaggerate further
the numerous pinpoints of light that
cover the vast black metalwork façade.








AZURE

Ø 750mm x H 3000mm

Hand blown glass, mirror polished steel, glass side emitting fibres

Hand blown glass droplets in iridescent sea blues descend the glass glistening Fibres in constellations that are interspersed between the dazzling pinpoints.









BELLA

Ø 600mm x H 3000mm

Woven copper
Brushed copper
Polymer end emitting fibres

Sumptuous copper mesh shapes blaze under the light from incandescent knots and brilliant cut filament and fall in a three tiered, gradating pattern. Bella's slender proportions make it an ideal addition to any stairwell or entrance hall.








BRIELLE


Ø 1050mm x H 490mm

Woven stainless steel, mirror polished steel, Polymer end emitting fibres

Blooming woven mesh silver petals and twinkling fibre optic filaments burst through stems which are configured in a circular array.








CLUSTER

Ø 900mm x H 1200mm

Hand blown glass
Mirror polished steel
Glass side emitting fibre optics

The Cluster is an exaggerated variant to the more linear Lotus light. Rings of fading dusk grey glass descend in concentric circles to create a spherical centre piece.





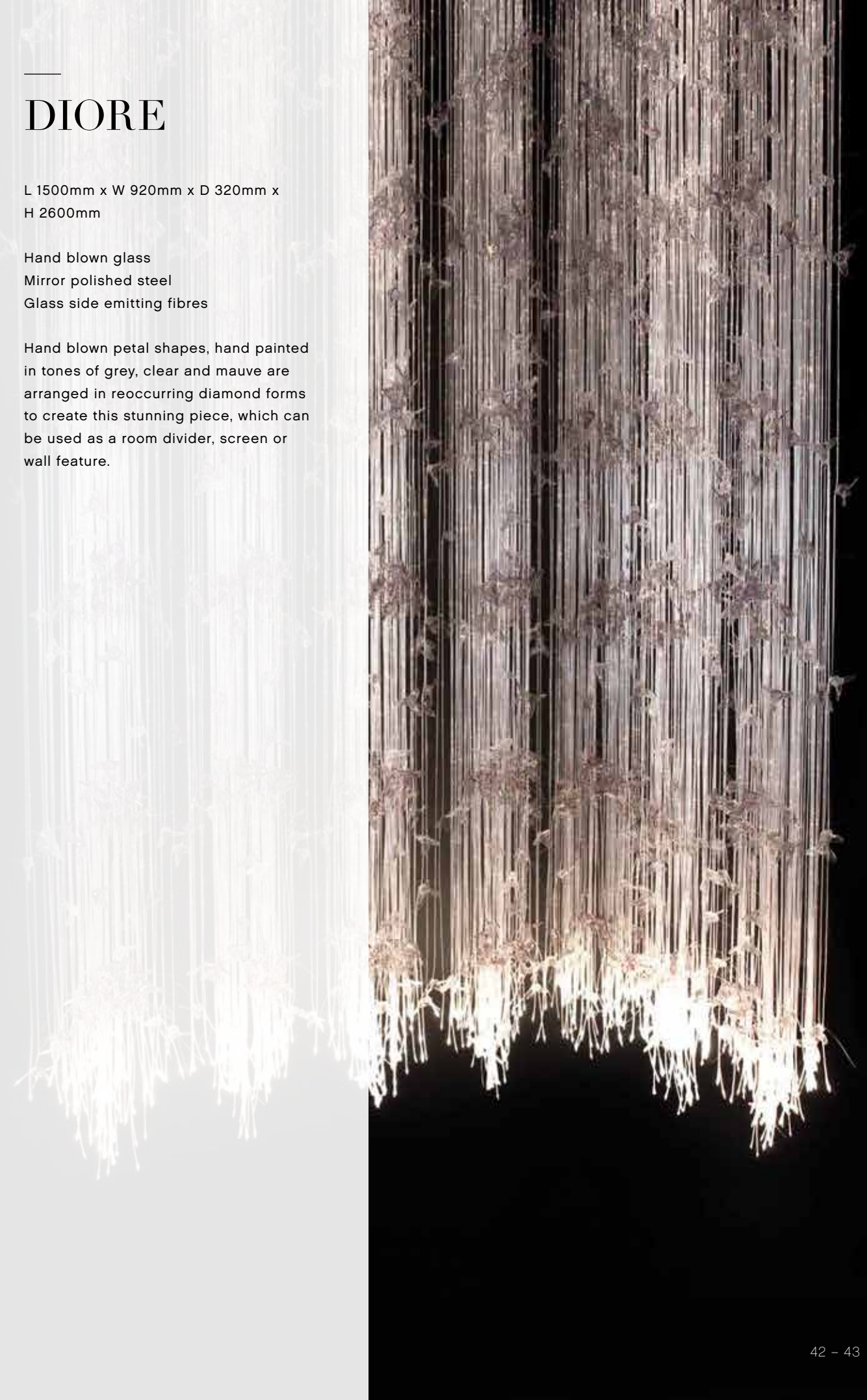


DIORE

L 1500mm x W 920mm x D 320mm x
H 2600mm

Hand blown glass
Mirror polished steel
Glass side emitting fibres

Hand blown petal shapes, hand painted
in tones of grey, clear and mauve are
arranged in reoccurring diamond forms
to create this stunning piece, which can
be used as a room divider, screen or
wall feature.









DROPLET


Ø 700mm x H 1400mm

Woven brass
Mirror polished brass
Glass side emitting fibres

Droplet is a twist on the classic chandelier form enabling it to sit comfortably within any environment, classical or contemporary. Side emitting strands are used to create a graceful form lined with intermittent flecks of light that drift off endlessly into the depths of its mirror polished brass fitting.









DUJARDIN

L 2000mm x W 500mm x H 500mm

Bone china
Mirror polished steel
Glass side emitting fibre optics

White lucent bone china forms undulate
across the sparkling fibres of the light
creating a garden of resonating ceramic.







FILAMENT

W 1800mm x D 100mm x H 1200mm

Polymer

Steel

Polymer end emitting fibres

Filament features hand formed twisted shapes in translucent polymer, interwoven with a tangle of knotted and cut fibre optic filament. The resulting piece is alive with colour and glittering light, creating a vibrant backdrop.







FLIGHT

Ø 1200mm x H 2600mm

Woven polymer
Polymer end emitting fibres

Flight, so called because of its weightless, ethereal qualities and feathery aspect, is made up of twisted, arched shapes knotted into fibre optic filament to create a myriad of subtle glowing knots and dazzling pinpoint speckles. It utilises the combination of fibre optic filament and woven polymer.








FLORA CASCADE

Ø 900mm x H 3000mm

Polymer
Polymer end emitting fibres

Flora Cascade utilises the Sharon Marston signature shape ensnared within a torrent of fibre optic filament creating an explosion of light and texture. It is available in a range of materials, colours and finishes, from shimmering duo-tone polymer to luxurious metallic meshes.










GHOST


L 500mm x W 500mm x H 2600mm

Hand blown glass
Mirror polished steel
Polymer end emitting fibres

The elegant Ghost features bell-like glass shapes whose undulating surfaces glint under the light, knotted onto flowing strands of fibre optic filament in a long drifting spiral.







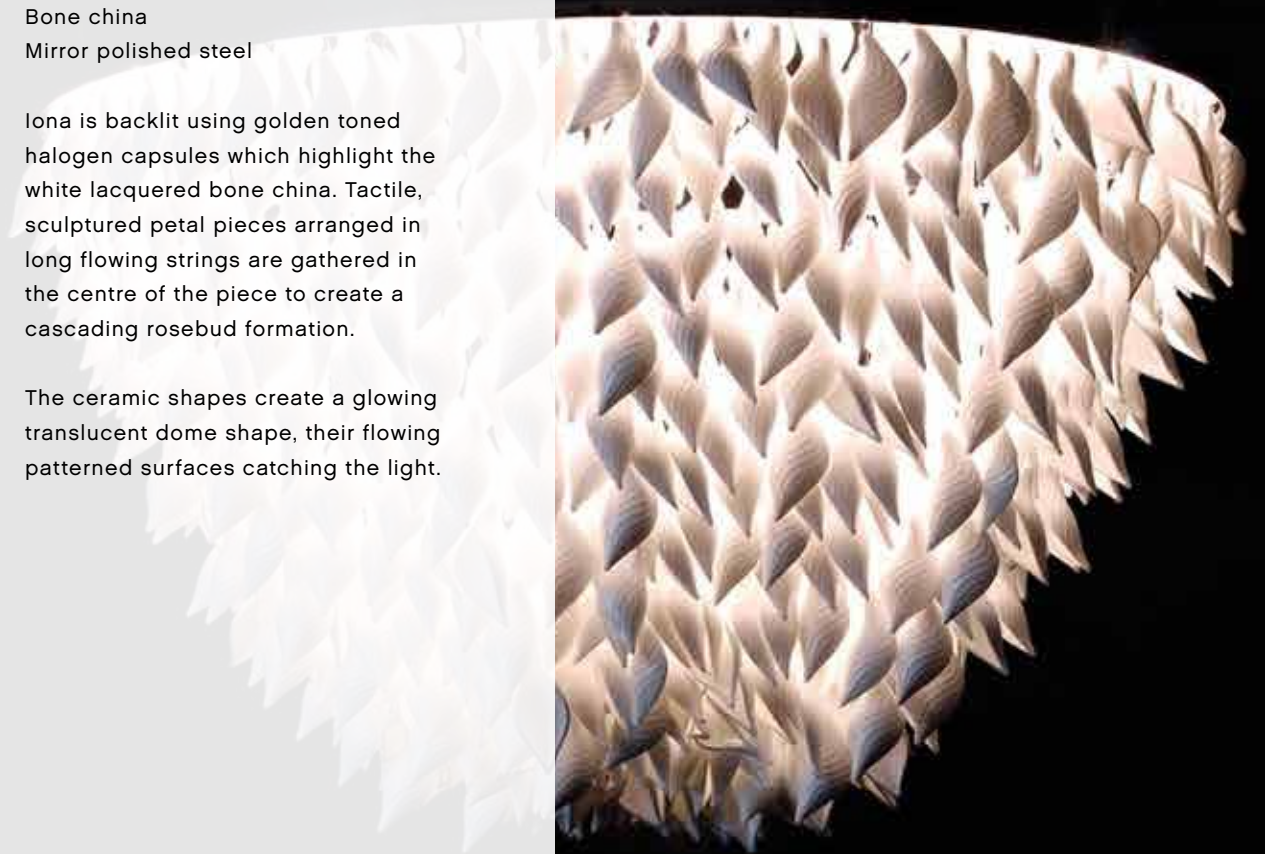
IONA


Ø 800mm x H 480mm


Bone china
Mirror polished steel

Iona is backlit using golden toned halogen capsules which highlight the white lacquered bone china. Tactile, sculptured petal pieces arranged in long flowing strings are gathered in the centre of the piece to create a cascading rosebud formation.

The ceramic shapes create a glowing translucent dome shape, their flowing patterned surfaces catching the light.







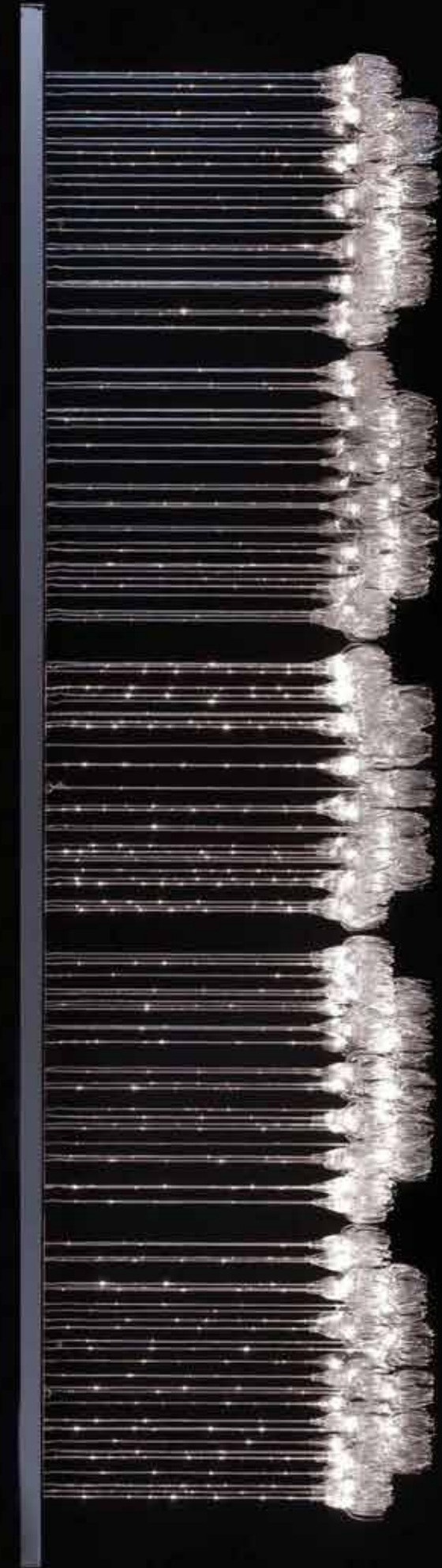

LAELIA


Ø 700mm x H 900mm

Hand blown glass
Chrome
Polymer end emitting fibres

Laelia is formed of delicate leafy shapes suspended using ultra fine fibre optic filament from an opulent chromed dome. The filaments emerge through perforations arranged in a meandering, organic pattern, echoing the form of the glass shapes.










LOTUS


L 1800mm x W 400mm x H 400mm

Hand blown glass
Mirror polished steel
Glass side emitting fibres

Graceful in both its geometric simplicity and intricate detailing, the dimensions of the Lotus light can be customised to suit; making it the perfect statement piece above a rectangular dining table or foyer reception.









MARNI

H 500mm x W 1600mm x D 100mm

Woven copper
Brushed copper
Polymer end emitting fibres

The Marni wall panel features fiery woven copper Flora shapes woven into a bustling, luminous carpet peppered with glowing knots and dazzling cut fibres.





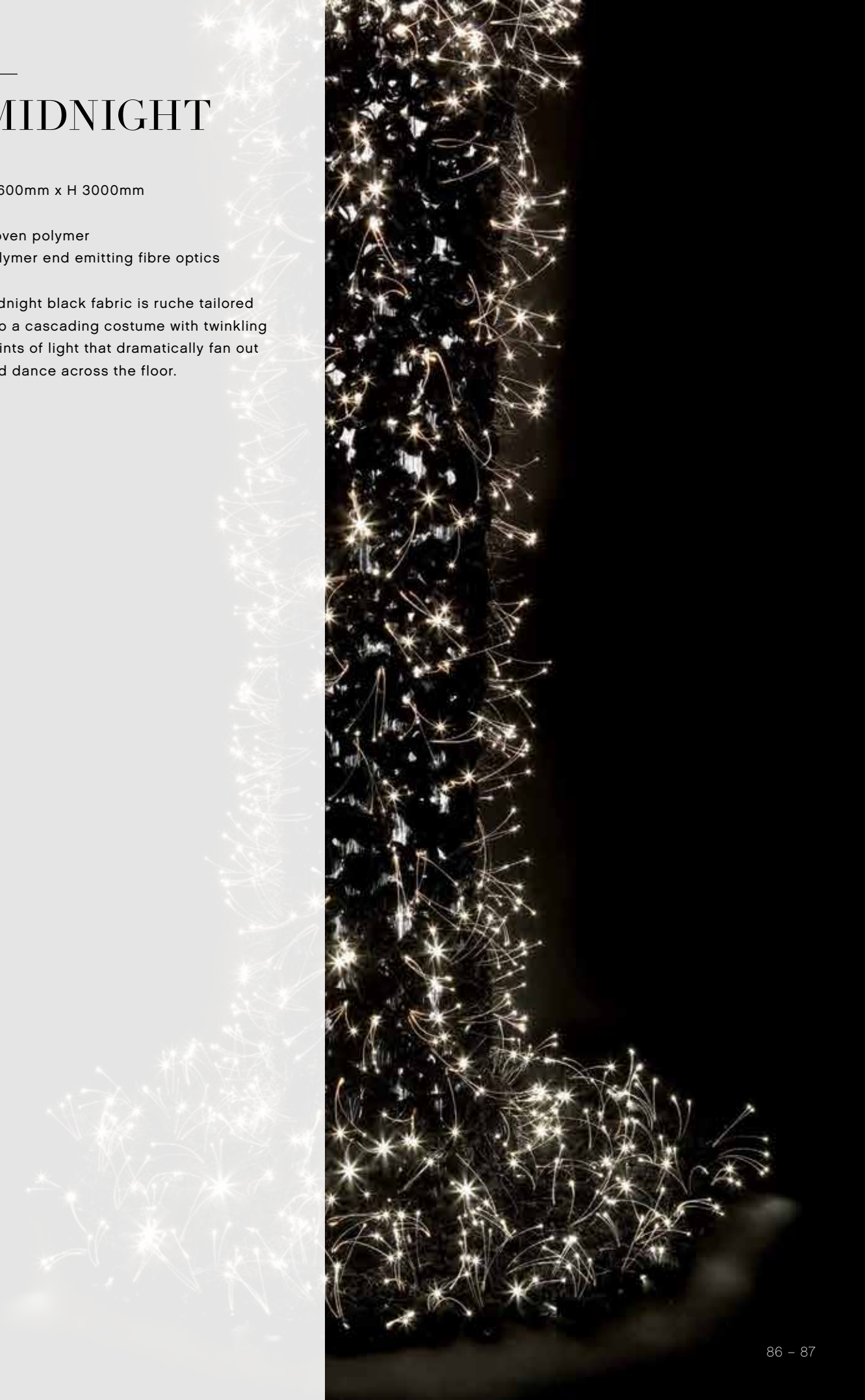


MIDNIGHT

Ø 600mm x H 3000mm

Woven polymer
Polymer end emitting fibre optics

Midnight black fabric is ruche tailored into a cascading costume with twinkling points of light that dramatically fan out and dance across the floor.







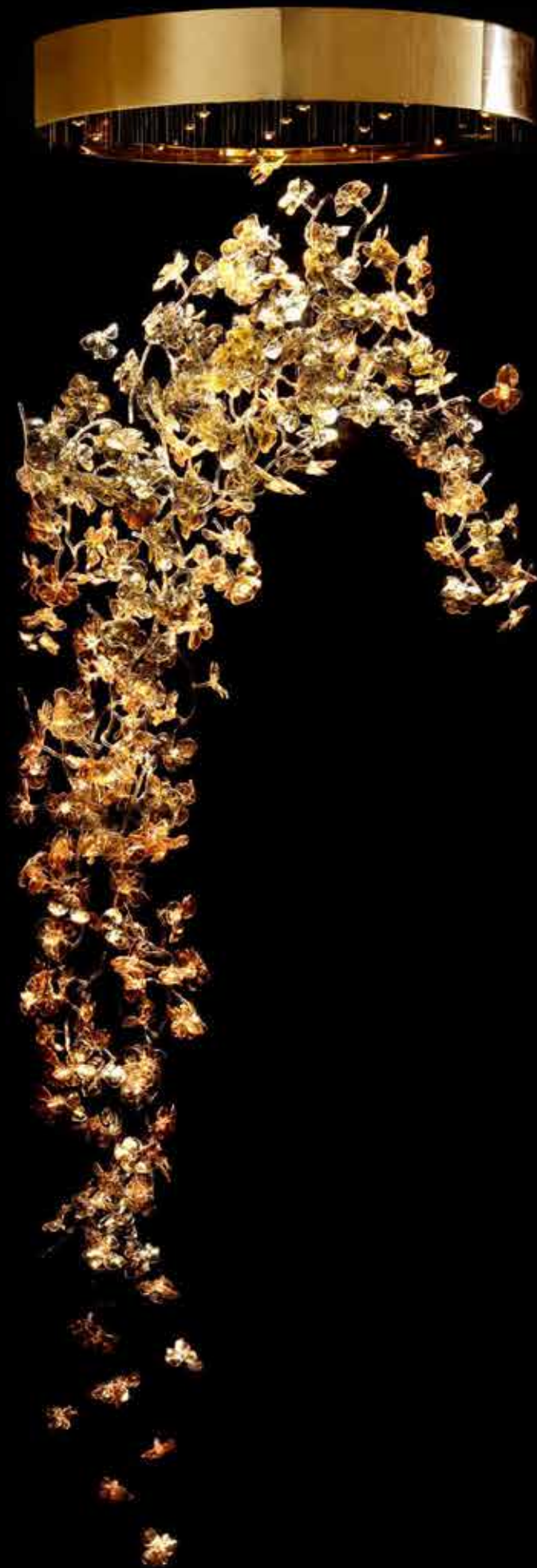
MORELLE

Ø 800mm x H 800mm

Hand blown black glass
Mirror polished steel
Glass side emitting fibre optics

Black glass orchids flutter across the ends of the glass fibres, their lustrous opaque finish further emphasizes the delicate bursts of dazzling light.



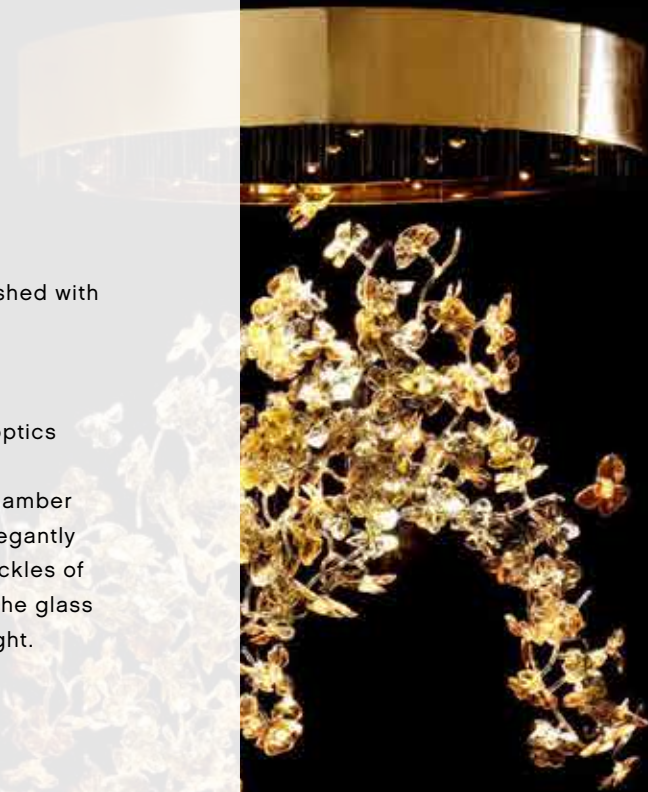


ORCHID

Ø 600mm x H 1800mm

Hand blown glass embellished with
24 carat gold leaf
Mirror polished bronze
Steel wire
Glass side emitting fibre optics

Glass stems budding with amber
toned orchids meander elegantly
throughout the piece. Speckles of
gold leaf captured within the glass
glisten under the falling light.









PLEAT


Ø 700mm x H 1000mm

Woven polymer
Polymer end emitting fibres

Meticulously pleated and sewn coils of polymer make up the body of this piece, perforated by curvaceous lengths of brilliant filament.







RUCHE

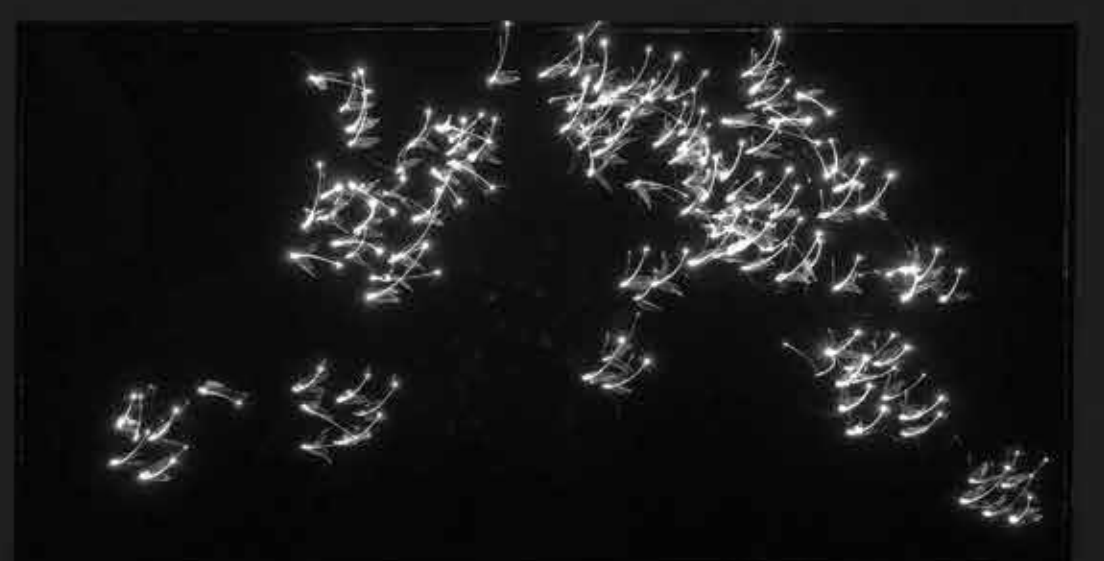
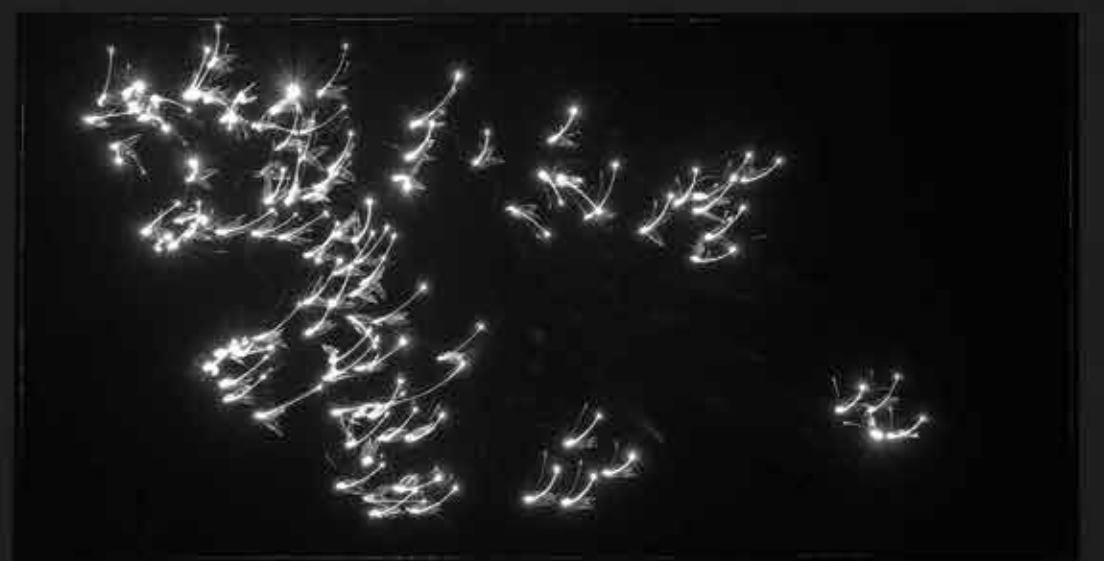
Ø 900mm x H 400mm

Woven polymer
Polymer end emitting fibres

Sumptuous, glossy and multilayered crinoline is ruche gathered and swirled into this opulent piece.

Colours can be selected from a range of hues and intermixed to create a truly unique and perfectly customised piece.







SAKURA

H 2000mm x W 1000mm x D 20mm

Hand blown glass

Acrylic


Polymer end emitting fibres

A set of 3 panels mounted individually or arranged in greater multiples throughout the room. The Sakura panel

can be surface mounted or built into the architecture of the space to create either a dazzling focal point or the basis of the interior scheme.

Hand blown glass leaves are arranged in rippling swathes against the backdrop of glossy black acrylic.







SPIRAL

Ø 740mm x H 2600mm

Hand blown glass
Mirror polished steel
Glass side emitting fibres

An elegant Spiral shaped piece in dappled side emitting fibre optic filament. Each strand terminates in twin glass leaves in an icy cool shade of green blue.








STARLING

L 3000mm x W 600mm x D 25mm

Hand blown glass
Distressed Dutch metal leaf
Polymer end emitting fibre optics

This golden panel backdrop is swarmed
in amber glass stars and glittering points
of fibre optic which travel together in
abundance across the metallic façade.









STORM


L 4000mm x W 1250mm x H 1700mm

Bone china
Acrylic
Glass side emitting fibres

Rich, glossy black, bone china petals are arranged in architectural waves to create dramatic landscapes within a serene and restrained rectilinear silhouette.







TULLE

L 750mm x W 750mm x H 850mm

Hand blown glass
Mirror polished bronze
Polymer end emitting fibres

Delicate, rose tinted glass bells are arranged in a harmonious inverted pyramid format. Pieces can be hand painted with a range of colours from marine-like sea blues to rich purples and deep amber.








WILLOW

Ø 900mm x H 3200mm

Woven bronze
Polymer end emitting fibre optics

The Willow light is composed of delicately pointed bronze mesh components which wistfully weep from an intensely intricate top.



PROJECTS





< INTERCONTINENTAL HOTEL

LOCATION

Lobby Area, Intercontinental Hotel Park Lane
London – UK

COMMISSIONED BY

Richmond International

TYPE OF LIGHT

6 x Iona Lights

Mirror polished steel, bone china, halogen capsules

4 x 1200mmØ x H 750mm

2 x L 1200mm x W 700mm x H 750mm

For the lobby of the Intercontinental Park Lane Hotel, the Iona light was customised with a new uniquely developed ceramic decorative component. These three leafed components gracefully vary in tone and lustre as they descend and gradually face inwards over this hemi-spherical pendant, composed in a meandering pattern down through the atrium and in between the escalators.

> KING ABDULLAH SPORTS STADIUM

LOCATION

Royal lobby and Royal Entrance, King Abdullah Sports Stadium
Jeddah – Saudi Arabia

COMMISSIONED BY

Savana Studio & Saudi Aramco

TYPE OF LIGHT

2 x Custom April-Autumn Installations


Woven brass and steel mesh, polymer, mirror polished steel, glass


side emitting fibre optics L 10'000mm x W 1987mm x H 1240mm

L 3500mm x W 900mm x H 1240mm

The installations within the King Abdullah Sports Stadium span from the royal entrance on level 2 where a 3.5 metre long installation clouds above visitors, to the 10 metre installation that travels through the royal lobby on level 4. Both pieces consist of waves of fibre optics which are embellished in a dense arrangement of white, brass and steel Flora shapes that meander through the composition. The piece in the royal lobby undulates across the ceiling drawing visitors along into the royal box.







< CARRÉ PRIVÉ OUEST

LOCATION

Carré Privé Ouest Shopping Mall Paris – France

COMMISSIONED BY

Hammerson & Codic

TYPE OF LIGHT

Austin Light

Ceramic, mirror polished steel, glass side emitting fibre optic
L 11800mm x W 11800mm x H 5000 – 10000mm

The project consists of several installation based on the Austin design from the collection. To keep within the ethos of the project, the proposal was to embellish the aisles with undulating gold and black decorative components, which not only reflect Carré Privé's brand image but furthermore emphasises the luxurious concept of this shopping experience. The individual features installed throughout the mall would poetically captivate visitors, visually drawing them towards the central dramatic atrium installation. This central atrium feature has thousands of decorative components assembled on to glass side emitting fibre optic filaments, composed in a meandering pattern down through the atrium and in between the escalators.

> QUATTRO PASSI RESTAURANT

LOCATION

Quattro Passi Restaurant
Mayfair – London

COMMISSIONED BY

Carte Blanche Design

TYPE OF LIGHT

2 x Custom Starling lights

L 2200mm x W 1100mm x D 25mm

L 3050mm x W 1100mm x D25mm

Hand blown glass, gilded leaf finish, polymer end emitting fibre optics

The basement lounge area of this Michelin star restaurant features customised versions of the Starling wall panels which are located behind the grand piano in the bar have been gilded with a distressed leaf finish with numerous hand blown glass leaves which are intricately assembled in a meandering composition on this luxurious façade







MARINA BAY SANDS

LOCATION
Singapore
Marina Bay Sands Casino Atrium

COMMISSIONED BY
McLaughlin Architects / Studio Waterman

TYPE OF LIGHT
Custom April/Autumn Light - Mirror polished copper, copper woven mesh, glass side emitting fibre optics
L 20000mm x W 10000mm x H 15000mmm

48000 hand crafted woven copper Flora shapes tumble down the 4 floor atrium and encircle the two escalators creating a dramatic veil.

BELLEVUE TOWERS

LOCATION
Washington, USA
Lobby of the Bellevue Towers

COMMISSIONED BY
Ziba Design

TYPE OF LIGHT
Custom Laelia light - Mirror polished steel, hand blown glass leaves, end emitting polymer fibre optics
Ø 1830mm x H 1070mm

A custom Laelia light was created as the focal point for the lobby area of the Bellevue towers, consisting of 4'000 hand blown glass leaves delicately arranged in a meandering pattern.







RADLETT HOUSE

LOCATION
Hertfordshire – UK
Private Residence – Dining Rooms

COMMISSIONED BY
R-Interiors Ltd

TYPE OF LIGHT
Pleat Light – Cream, gold & taupe
Ø 1200mm x H 1700mm
Spiral Light – Amber tone glass leaves
Ø 900mm x H 5000mm

Designed for a private residence this scheme consisted of two pieces selected to suit two very differently styled interiors. For the classic formal dining room a soft and sumptuous Pleat Light in complementary shades of champagne and cream. To match the more contemporary living/dining space, the clean, crisp lines of the Spiral light, gracefully unfurl from the dramatic vaulted ceiling to provide focus to the central table.







< OC TANNER

LOCATION

Salt Lake City, USA
OC Tanner Flagship Store

COMMISSIONED BY

MJSA Architects

TYPE OF LIGHT

Custom Flora Cascade Light - polymer,
woven steel mesh, end emitting polymer
fibre optics
Ø 1676mm x H 7900mm

This customised Flora Cascade light is made up of 20'000 hand crafted Flora shapes which tumble down the spiral stairwell of this jewellery store, reflecting the glittering jewellery that sparkles within the surrounding display cabinets.

> THE LEVIN

LOCATION

London – UK
The Levin Hotel – Stairwell


COMMISSIONED BY

Tully Filmer Interior Design

TYPE OF LIGHT

Custom April – Magenta
Flora polymer shapes
Ø 800mm x H 18000mm

The enormity of the Levin Hotel stairwell provided a rare opportunity for this piece. The custom designed April light drops a dramatic and awe inspiring 18 metres through the central column, softening the geometric uniformity of the space and scattering colour and light throughout.







< LOTTE DEPT.

LOCATION
Pusan – South Korea
Lotte Department store

COMMISSIONED BY
Yabu Pushelberg

TYPE OF LIGHT
Flora Cascade
L 5700mm x W 800mm x D 700mm

Commissioned for the Lotte Department Store by interior designers Yabu Pushelberg, the custom designed pendant bursts from the architecture of the building. Delicate crisp white Flora shapes spring forth adding levity to the cool steel linear structure.

> KINGSWOOD RESIDENCE

LOCATION
Stairwell, Kingswood Residence
UK

COMMISSIONED BY
Hill House Interiors

TYPE OF LIGHT
Custom Spiral light
Mirror polished stainless steel, hand
blown glass leaves, glass side emitting
fibre optics
Ø 800mm x H 3200mm

This Spiral light has thousands of hand blown glass leaves in dilutions of grey assembled on to glass side emitting fibre optic filaments which unravel down through the centre of the staircase.







< CEMEX HOUSE

LOCATION
Berkshire – UK
Private Residence – Stairwell

COMMISSIONED BY
Falchi Interiors

TYPE OF LIGHT
Custom Azure/April Light – Amber tone
glass droplets
Ø 900mm x H 4700mm

Hand painted amber tone glass droplets and cracked glass fibre optic strands make up this dazzling stairwell centrepiece. The forms and colours take hues from the interior architecture of the space.

> SEQUOIA

LOCATION
Washington D.C – USA
Sequoia Restaurant

COMMISSIONED BY
Ark Restaurants Corporation

TYPE OF LIGHT
6 Custom April Light – Blue polymer
L 1000mm x W 2000mm x H 5000mm

This scheme of 6 April lights in vivid blue polymer spans the full length of the Sequoia restaurant. Each piece was custom made to fit flush, creating the effect of falling droplets tumbling magically from the ceiling.







SUN VALLEY ^

LOCATION
Idaho – USA

'Our Lady of the Snows'

COMMISSIONED BY

McLaughlin Architects / Studio Waterman

TYPE OF LIGHT

Ghost Light – Clear glass bells

Ø 1200mm x H 7315mm

Delicate, ethereal glass bells interwoven with fibre optics and pure white light provide a focus to the central altar and add a hint of magic and serenity to this religious space.

RESIDENTIAL v

LOCATION

Private Residence – Jordan

COMMISSIONED BY

Light Box International

TYPE OF LIGHT

Custom Laelia – brushed brass ceiling plate, amber leaves

L 1980mm x W 980mm x H 1450mm

Warm brass and amber tones, and chic matt metallic finishes form the basis of the interior scheme for this clean and classic residential interior. To complement and add a hint of gentle sparkle, Laelia has been custom designed in rectilinear form with colours and finishes to suit.







MIRROR MIRROR FILM

LOCATION
UK Tour

COMMISSIONED BY
Citizen Snow Film Productions Inc

TYPE OF LIGHT
Custom Laelia light
Ø 1800mm x H 4000mm

Providing a dazzling backdrop to the Queen's Palace in the film Mirror Mirror, the 3 metre tall giant Laelia light sparkles elegantly over Julia Roberts throne. 6'000 pieces of hand blown glass leaves were delicately assembled on set.

CITROEN BEIJING

LOCATION
Citroën DS Spirit Launch Beijing, China

COMMISSIONED BY
Citroën

TYPE OF LIGHT
Ghost Light – Mirror polished steel, glass, polymer end emitting fibre optics
Ø 1000mm x H 4500mm

The Ghost chandelier commissioned by Citroën is suspended 4.5 metres over their DS Spirit launch to sparkle and glisten over the new car model range on display. The elegant Ghost chandelier features 1300 hand blown bell-like glass shapes which have undulating surfaces that sparkle under the light.







THE PARK TOWERS

LOCATION
The reception lobby of The Park Towers
Knightsbridge – London

COMMISSIONED BY
Anita Rosato Interior Design

TYPE OF LIGHT
Custom Laelia
Hand blown glass, polymer end emitting
fibre optics
Oval L 1400mm x W 1050mm x H 1900mm

This customised oval formed Laelia
is suspended over The Park Towers
reception lobby reflecting the timeless
elegance and bespoke contemporary
design of this Luxury Collection Hotel.

CORNWALL TERRACE

LOCATION
Stairwell, Cornwall Terrace
London

COMMISSIONED BY
Dakota International

TYPE OF LIGHT
Custom Amber light
Mirror polished stainless steel, hand
blown glass, glass side emitting fibre
optics
L 2030mm x W 450mm x H 12'000mm

This customised version of the Amber
light is suspended from a skylight and
descends 12 metres through the central
stairwell. This particular piece has hand
blown glass clusters on to glass side
emitting fibre optic filaments.



CLIENT LIST

Ab Rogers Design
All England Lawn Tennis Club
Aquascutum
Areen Design Group
Ark Restaurants Sequoia
Atelier White
Aurum Holdings
BBG-BBGM Architects
Bellevue Towers.LLC
Benetti Yacht Design Group
Blainey North & Associates
Candy & Candy
Carton House
Charles Rennie Mackintosh Museum
Citizen Snow Film Productions Inc
Citraën
Claude Missir
Conran & Partners
Corinthia Hotel
Crockfords Mayfair
DAKS
Doha International Airport
Dolce & Gabbana
Four Seasons Hotels & Resorts
GA Design International
Gosling Ltd
Grand Hyatt
Grange Park Opera
Hammerson
Harrods
HBA / Hirsch Bedner Associates
Hill House Interiors
Hilton Group Corporation
Hesperia Hotel Group
Hyatt Regency
Intercontinental Hotel Group
JOI-Design
King Abdullah of Saudi Arabia
Laura Bailey
Le Gray Hotel
Les Ambassadeurs Mayfair
Macy's
Mandarin Oriental Hotel Group
Mappin & Webb
Marina Bay Sands Singapore
Mauboussin
Melbourne Museum
Minsheng Art Museum
Multimedia Arts Museum Moscow
O.C. Tanner Boutique
Okura Hotel Group
One Hyde Park
Oslo Opera House
Quattro Passi Restaurants
Relativity Media
Ritz Carlton
Rockwell Group
RPW Design
Saudi Aramco
Sheraton Hotels & Resorts
St. Regis Hotel Group
The Barbican Centre
Tiffany & Co
The Claridges Hotel
The Langham Hotel
The Levin Hotel
The Luxury Collection Hotels & Resorts
The Pelham Hotel
Tianjin Goldin Metropolitan Polo Club
Trump Towers
V&A Museum
Venetian Sands Macau
Wilson Associates
Yabu Pushelburg

CONTACT

Sharon Marston
Studios F34A & C31 Parkhall
40 Martell Road
London
SE21 8EN
United Kingdom

E: info@sharonmarston.com
T/F: +44 (0)20 8670 4644

Collection Photography:
Daniel Brooke

We would like to thank all who have
Contributed images for this brochure.

Showroom open:
Monday – Friday
10.00am – 5.00pm by appointment only
Evening & weekend appointments
available by special arrangement.